

CLASS – V	<b>HOLIDAY HOMEWORK (2024)</b> <b>THEME-EK BHARAT SHRESHTHA BHARAT</b>
-----------	---

**Dear Children,**

Summer Vacation is the time that we all eagerly wait for. We all make plans to enjoy, relax and to empower ourselves during these gala days. This summer vacation, the Holiday Homework designed by the school, is a medium for the students to achieve the motto of “Fun and Learn”. The activity based assignments will foster curiosity, develop creativity, enhance knowledge and instill the joy of learning among the students.



This summer break, try and make a difference. Children should-

- **Appreciate Nature** – Adopt or grow a plant.
- **Unravel the Artist in them** - Create a new story, try a new recipe with elders, learn new songs, play a new instrument.
- **Inculcate Good Manners** - Respect parents, grandparents and all elders. Use three magical words (Sorry, Please and Thank you) often. ‘A little more courtesy goes a long way.’
- **Save Nature** – Contribute to save our precious environment. Minimize the wastage of resources like water, fuel and electricity.
- **Work on Language Skills** - Read story books and improve your vocabulary.

**Instructions:**

- The work should be done systematically, neatly, creatively and presented colourfully.
- Follow the instructions carefully.
- Originality of the work will be appreciated.
- The written part should be done neatly in your own handwriting.
- All your activities should be neatly labelled with your name, class and section clearly mentioned.
- Kindly submit your holiday homework as per the dates allotted for each subject.

**Enjoy your summer vacations!**

## ENGLISH

### General Instructions:

- Work should be done systematically as per the given instructions.
- The written work is to be done in the Expression Notebook.
- Handwriting practice is to be done in the Expression Notebook
- Activity 1 and 2 are allotted roll number wise.
- Activity 3 is compulsory for all.
- Date of submission: Monday, 8-07-2024

### 1. Let's enhance our creativity and speaking skills

(Roll nos. 1 to 20)

- **Prepare a magazine advertisement for a trip to 'Sikkim' and discuss its various features.**  
You can mention the names of the places (tourists can visit), fun sports, famous food items, dresses of people living there, culture, etc. Use adjectives to describe these. For example: Scrumptious Bamboo Shoot (food item), Humble People, Vibrant Dresses, etc.  
Paste relevant pictures. You can add one liners/facts at the bottom. Make your advertisement unique, colourful and interesting.

(Roll nos. 21 onwards)

- **Prepare a wall hanging-**Language is not just words. It's a culture, a tradition, a unification of a community, a whole history that creates what a community is. — **Noam Chomsky**  
Find out about the languages spoken in 7 different states and make a wall hanging on the same. Also mention the states where they are used.

### 2. Creative Writing

(Roll nos. 1 to 20)

- Read the poem Florence Nightingale (CB, Pg. 122). Collect information about any two well-known Indian doctors or nurses dedicated to their professions. Paste/Draw related pictures.

(Roll no. 21 onwards)

- In the poem 'I am an Artist' (CB, Pg. 101) the artist considers himself a magician and creates ideas full of imagination. Consider yourself as an artist, wear your thinking caps and write a short story or poem using your creativity, imagination and originality.

### 3. Handwriting Practice

**Let's practice the school script**

Write 10 pages of English writing following the school script.

## हिंदी

### सामान्य दिशा निर्देश :

- सुलेख का कार्य अभिव्यक्ति फाइल में करें।
- कार्य ध्यानपूर्वक सुंदर लेख में करें।
- अंतिम देय तिथि-5.7.24(शुक्रवार)


( अनुक्रमांक 1 से 15 तक )

1. संज्ञा के स्थान पर आने वाले शब्दों को सर्वनाम कहते हैं।

जैसे तुम, हम, आप, उसका, आदि।

विद्यार्थी इसी बात को ध्यान में रखते हुए सर्वनाम व उसके भेदों के लिए सुंदर व आकर्षण प्राकृतिक दृश्य का निर्माण A4 आकार की शीट पर करेंगे।

संदर्भ के लिए नीचे दी गई छवि का प्रयोग करेंगे।



( अनुक्रमांक 16 से 30 तक )

2. भारत में प्रमुख रूप से चार ऋतु होते हैं - सर्दी, गर्मी, बरसात और बसंत। प्रमुख ऋतुओं के किसी एक खेल को सचित्र दर्शाएं-(गर्मी में पतंगबाजी)। ए3 आकार की शीट - रंगीन कागज पर करें।

( अनुक्रमांक 31 से अंत तक )

3. हर राज्य को भारत के मानचित्र पर दर्शाकर उनके बारे में कम से कम पाँच लाइन लिखें (राज्य का नाम, उनकी राजधानी, भाषा, त्यौहार, और लोक संगीत आदि के बारे में)।
4. लेखन व वर्तनी संबंधी सुधार हेतु विद्यार्थी पाँच सुलेख अभिव्यक्ति फाइल में करेंगे।
5. विद्यार्थी 'खिलौनेवाला' कविता को कंठस्थ करेंगे।

## MATHEMATICS


### General Instructions:

**Holiday Homework will be graded.**

- Activities 1-4 to be done roll number wise as per the given instructions.
- Date of submission: 04.07.24 (Thursday)

All the students to learn multiplication tables from 2-20. You can use the tables trick to create any table up to 99 and have fun while learning the tables. E.g. Table of 17 can be created in the following way

Table of 1	Table of 7	Table of 17
1	7	17
2	14	(2 + 1) 34
3	21	(3 + 2) 51
4	28	(4 + 2) 68
5	35	(5 + 3) 85
6	42	(6 + 4) 102
7	49	(7 + 4) 119
8	56	(8 + 5) 136
9	63	(9 + 6) 153
10	70	(10 + 7) 170



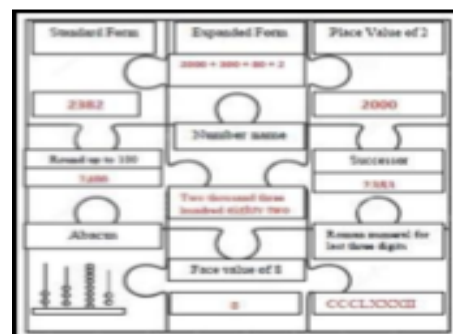
## Magnetic Math – Creative Projects

### 1. Roll number 1-10:

**My Fact Clock** – Find out any 12 interesting facts about India in terms of numbers. For e.g. there are 29 states in India, 3 colours in our National Flag etc. Make a model of a wall clock using a cardboard. Paste the collected facts alongside each number on the clock in a shape of your choice. Decorate it the way you want to.

### 2. Roll number 11-20:

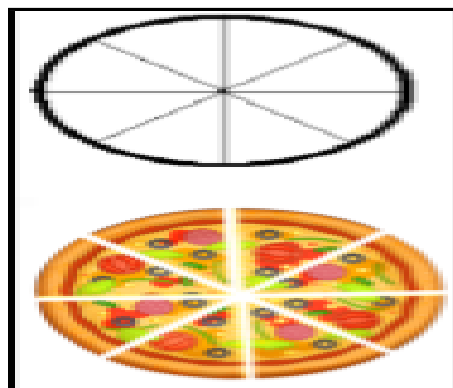
**Make Your Own Jigsaw Puzzle** - During the vacations, we can create our own indoor games and also enhance our mathematical concepts. Create your own jig-saw puzzle on **NUMBERS** using the concepts learnt in Ch-1 (using card board pieces). A sample is given below. Select any six out of the given nine questions. Compile them together in a small box.



### 3. Roll number 21-30:

#### **Fraction Pizza**

- Create the base of the pizza using a circular white cutout of diameter 30 cm. Paste it on a cardboard.
- Add sauce to it by painting it with red colour.
- Divide the pizza into two equal halves by drawing a line in the centre (horizontally or vertically). Divide the halves again into two equal halves to have four equal portions or quarters. Divide further in the same way to get eight equal parts.
- Cover the fractions obtained with cutouts/drawings of ingredients of your choice e.g. mushroom, onions, capsicum, corn, cottage cheese, tomato, olives etc. (Do not paste real ingredients).
- Label what fraction of the pizza is covered by which ingredient. (E.g.  $\frac{2}{8}$  by cottage cheese,  $\frac{1}{8}$  by onions etc.)



### 4. Roll number 31 onwards:

**Happiness Graph** – Prepare a three faced wall (as shown in the sample) using a cardboard on the topic – ‘What makes my community happy!’. Collect data of 20-25 people on what makes them happy. For eg. gardening, cooking, dancing, reading novels etc. On the left wall, mention the objective of the data collection, guess the activity which makes most of the people happy without referring to the actual data and step-by-step procedure by which you collected the data.

On the middle wall, give the collected data in tabular form and its



representation through a bar graph.

On the right wall, give the conclusion of the data and the interpretations on the following aspects:

- i. Which activity makes most of the people happy?
- ii. If you have to organize an event to spread happiness in the society, which three activities would you include so that most of the people become happy?

### **EVS 1**

#### **General Instructions:**

- Work should be done systematically as per the given instructions.
- Activity 1 is compulsory for all and to be done in the Library Project file.
- Activity 2 is allotted Roll no. wise.
- Date of submission: Wednesday, 10-07-2023

1. Prepare a collage of the famous local dishes of the following states on an A3 sheet, Lakshwadweep, Maharashtra, Madhya Pradesh, Gujarat and Punjab.

2. Make a 3-D model (preferably using waste materials) on:

(Roll no. 1-10)

- Prepare a 3D model of phases of the moon.

Link for reference <https://youtu.be/t9yDPP092m4?feature=shared>

(Roll no. 11-20)

- Make a 3D model of the human digestive system.

Link for reference <https://youtu.be/lqvhvguNFwY?feature=shared>

(Roll no. 21-30)

- Make a 3D model of a simple machine ( lever, inclined plane, pulley, screw, etc.).

Link for reference : <https://youtu.be/BuOGvZQx3AA?feature=shred>

(Roll no. 31 onwards)

- Wastewater treatment plant.

Link for reference : <https://youtu.be/Cx2jH58s4mo?feature=shared>,  
<https://youtu.be/MJ9GdNCRIHw?feature=shared>

### **EVS 2**

#### **General Instructions:**

- EVS-2 Homework (Library Project) to be done in the second half of EVS Project file.
- Activity 1 and Activity 2 are compulsory.
- Activity 3 is allotted roll number wise.
- Work should be done systematically as per the given instructions.
- Date of submission: Friday, 09-07-2023 (Thursday)

1. Travelista

A travel brochure is an informative paper document about a place (often also used for advertising) that can be folded into a pamphlet or leaflet. Research and explore Delhi's partner state 'The Magical state of Sikkim', as envisaged in the Ek Bharat Shreshtha Bharat (EBSB) programme and design a colorful travel brochure for Sikkim. You may consider the following points while making your brochure:

- Take a colored A4 Sheet and fold it in three parts.
- On the front part, mention the name/geography/map of the state.



- On the rest of the sides, mention the tourist attractions, famous food, culture etc.
- Use colorful pictures, drawings, newspaper/magazine cuttings etc. to make your brochure attractive.

Link for reference: <https://youtu.be/rnAmi9v2DPw>

## 2. Library Project : Explore the wonders of the Democratic Republic of the Congo!

Situated in the heart of Africa, The Democratic Republic of the Congo is often referred to as "The Land of Dense Forests" due to its vast expanse of lush greenery and rich biodiversity. Explore and gather information about the richness of this amazing country and prepare a library project showcasing the following aspects:

- The Democratic Republic of the Congo-its location, climate and vegetation.
- Wildlife in the Democratic Republic of the Congo, economic resources and transport system.
- Life of the people in Democratic Republic of the Congo.

Include interesting facts, colorful pictures and clear explanations in your project. The project should be handwritten only and it should consist of 5-6 pages.

Refer to Ch-6 'The Land of Dense Forests' of the EVS-2 textbook.

## 3. Project Making

(Roll no. 1-10)

- Model on **Environmental issues and concerns**

(Roll no. 11 to 20)

- Model on **Three Rs (Reduce, Reuse and Recycle)**

(Roll no. 21-30)

- Model of **Earth i.e. Globe showing important parallels and meridians**

(Roll no. 31 onwards)

- Model on **Natural Disasters (Floods, Droughts, Landslides etc.)**

Design a non- working model on cardboard.

## COMPUTER SCIENCE

### General Instructions:

- **Activity 1 is compulsory for all**
- **Activity 2 is allotted Roll number wise.**
- **Kindly upload your entries in the Computer Google Classroom by 04-07-2024 (Thursday).**

## 1. Design a PowerPoint Presentation on the topic "Unity in Diversity: Celebrating India's Cultural Heritage" using different features of **MS PowerPoint Application. (Minimum 5 slides)**. Students can create slides highlighting various aspects such as:

- Introduction to the theme "Ek Bharat Shreshtha Bharat" and its significance.
- Overview of India's diversity: Different languages, religions, traditions, and customs across states and regions.
- Cultural festivals and celebrations from different parts of India.
- Famous landmarks and monuments representing India's cultural heritage.
- Contributions of different states to Indian art, literature, music, and dance.



- Examples of unity and integration initiatives between states and regions.
- Students can include images, facts, quotes and interesting facts to make their presentation engaging and informative.

## 2. Project Making : Design a Model on the given topic.

(Roll No- 1 to 10 )

- **Different types of Printers** Like Laser, Ink-Jet, Dot Matrix Printer etc.  
Link for reference : <https://youtu.be/OCIpIUX2TJ4?si=r17M6GjcOtGVNVrg>

(Roll No 11-20)

- Spinning Wheel on “**Different Generations of Computer**” or “**Early Calculating Devices**”

(Roll No 21 to 30)

- Different types of **Keyboards** or **Mouse** or **Monitors**

(Roll No 31 onwards )

- Latest technologies in Market Like **Wearable devices, Robotics hand or any other device.**



## ART AND CRAFT

### General instruction: -

- Do neat and clean work
- Improve your hand -eye coordination, develop your skills.
- Date of submission: Monday, 10-07-2024

### 1. Art and craft book pages to be done

Page no.30 - Fun with craft (Quilling Art), Page no.34 – Best out of waste (Tribal Mask), Page no 37 - fun with textures (Foot Print)

### 2. Sketch File Topic: - Go Green Poster

### 3. Craft activity: Kalamkari Painting

#### Roll no- 1-20

Kalamkari originated in the modern-day states of Andhra Pradesh and Telangana several hundred years ago. It was first used to portray scenes from sacred texts such as the Mahabharata, Ramayana and Bhagavatam. These paintings were often displayed as decorative backdrops in temples, depicting the stories of deities.

Link for reference: <https://youtu.be/Ae1JQ7cAyCE?si=IA-1AQiRHHV0t0mY5>

### Craft activity: Madhubani painting

#### Roll no- 20 onwards

Madhubani paintings were done using colours extracted from nature. As a part of household activity, women prepared colours sourcing them from flowers, leaves and wild berries. Bhagwan devi extracts natural colours and pours it into a container. The Aparajita flower is used as source for blue and is found locally.

Link for reference: <https://youtu.be/Wewz5HQjYj8?feature=shared>

